

Second Class Musician Requirements

2nd Nine Weeks

- 1 . Scales: Db, D, G, Gb
- 2 . Chromatic

3rd Nine Weeks

- 1 . Pass-off contest music
- 2 . Lip slur/ Finger exercise

4th Nine Weeks

- 1 . Terms Test
- 2 . Sight read in $\frac{3}{4}$ & Cut Time
- 3 . Rhythms - write in counts, student will be asked to clap a sample.
- 4 . Arpeggios
- 5 . Thirds

All pass-offs must be completed within the nine weeks indicated and each item counts as a test grade. All scales must be played the full range of your instrument.

Full Range Scales

Saxophone

In All Twelve Major Key Signatures

E
G

Musical notation for the E/G saxophone scale, showing a full range of notes from the lowest G to the highest E.

B

Musical notation for the B saxophone scale, showing a full range of notes from the lowest B to the highest B.

G/B

Musical notation for the G/B saxophone scale, showing a full range of notes from the lowest G to the highest G.

D/B

Musical notation for the D/B saxophone scale, showing a full range of notes from the lowest D to the highest D.

Full Range Chromatic - Saxophones Only

Musical notation for the first half of the full range chromatic scale, showing notes from C to G with fingerings 1, 2, 3, and 4.

Musical notation for the second half of the full range chromatic scale, showing notes from F to C with fingerings 5, 6, 7, and 8.


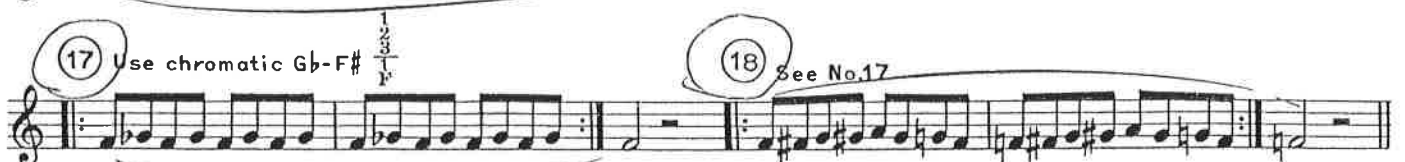

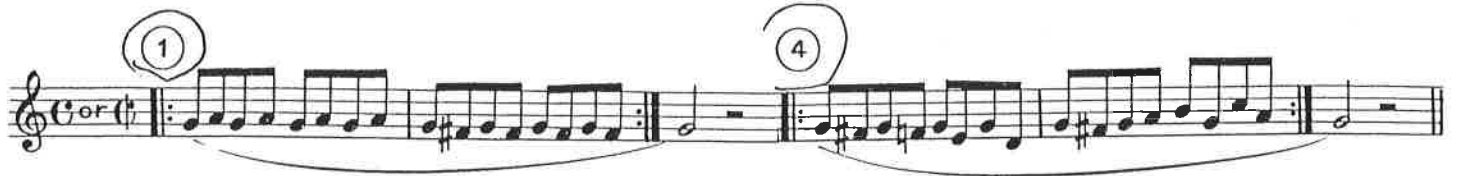
For saxes with high F/G keys.

Musical notation for the first half of the full range chromatic scale, showing notes from C to G with fingerings 1, 2, 3, and 4.

Musical notation for the second half of the full range chromatic scale, showing notes from F to C with fingerings 5, 6, 7, 8, and 9.

Exercises in Fingering

Practice these exercises slowly and increase in rapidity as the difficulties in fingering are overcome.



SECTION 9

Fundamental Rhythms

73 74 75 76 77 78

80 81 82 83 84

85 86 87 88 89 90

91 92 93 94 95 96

97 98 99 100 101 102

103 104 105 106 107 108

109 110 111 112 113 114

116 117 118 119 120

121 122 123 124 125 126

127 128 129 130 131₃ 132₃

218 219 220 221 222 223 224 225

226 227 228 229 230 231

SECTION 5

Arpeggios

This page for
SAXOPHONES & ~~OBOES~~
ONLY

Piccolos turn to ___ page 19
Flutes turn to ___ page 19
Violins turn to ___ page 19
Clarinets turn to ___ page 18
Cornets turn to ___ page 21
Trombones turn to page 22
Baritones turn to ___ page 22
Horns turn to ___ page 21
Bassoons turn to ___ page 22
Collegium turn to ___ page 22

(Use different articulation)

G

D

G^b

D^b

Saxophone

3BDS

